

Great Falls

NOSY
NEIGHBOR
REPORT

JANUARY 2024

MARY & MICHELLE
REALTY TEAM

HOMES SOLD: GREAT FALLS, VIRGINIA

(by Elementary School Boundaries) 1/1/24 -1/31/24

	CLOSE DATE	DAYS ON MARKET	ORIGINAL PRICE	ADJUSTED PRICE	SOLD PRICE	SOLD AS % OF ORIG LIST PRICE	SOLD AS % OF ADJUSTED PRICE	SELLER SUBSIDY
COLVIN RUN ELEMENTARY								
904 Harriman St	1/31	47	\$1,500,000	\$1,500,000	\$1,455,000	97%	97%	
10401 Van Patten Ln	1/19	9	\$1,750,000	\$1,750,000	\$1,715,000	98%	98%	\$25,000
Average:		28	\$1,625,000	\$1,625,000	\$1,585,000	98%	98%	

GREAT FALLS ELEMENTARY

709 Ellsworth Ave	1/5	160	\$1,050,000	\$999,900	\$975,000	93%	98%	
10206 Carol St	1/2	4	\$999,900	\$999,900	\$1,053,800	105%	105%	
333 Sinegar Pl	1/12	86	\$1,999,999	\$1,942,000	\$1,800,000	90%	93%	
447 Springvale Rd	1/26	105	\$2,250,000	\$2,150,000	\$2,150,000	96%	100%	\$20,000
53 Warwick Stone Way	1/10	54	\$2,395,000	\$2,395,000	\$2,395,000	100%	100%	
Average:		82	\$1,738,980	\$1,697,360	\$1,674,760	97%	99%	

SRING HILL ELEMENTARY

1210 Riley Preserve Ct	1/25	0	\$3,399,233	\$3,399,233	\$3,399,233	100%	100%	
Average:		0	\$3,399,233	\$3,399,233	\$3,399,233	100%	100%	

FORESTVILLE ELEMENTARY

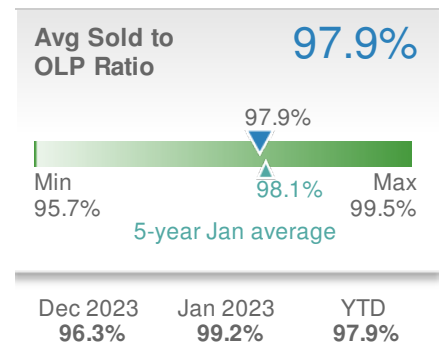
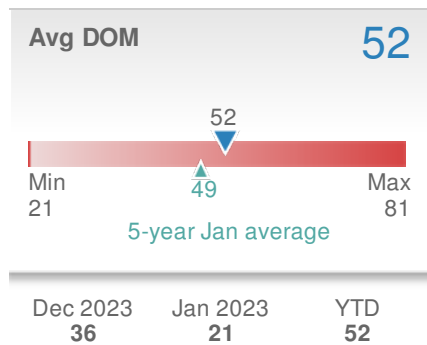
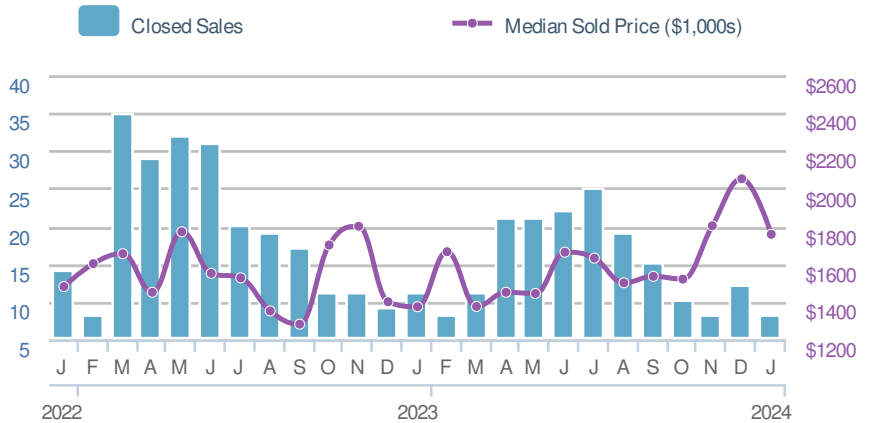
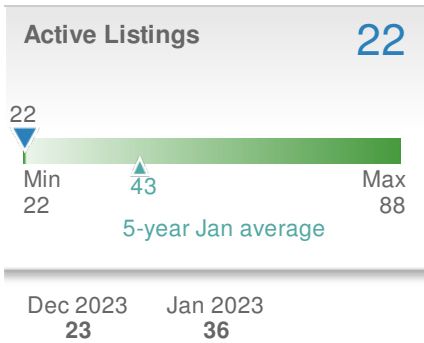
No January Sales

**MARY &
MICHELLE**
REALTY TEAM

The information within this document is deemed reliable but not guaranteed. Not all properties are listed/sold by this advertised Realtor®. Source: 2024 Bright MLS

BROKERED BY
exp
REALTY

JAN 2024 MARKET STATS 22066



MARY & MICHELLE

REALTY TEAM

EXP Realty
 703-759-7100
team@maryandmichelle.com
www.maryandmichelle.com

